

GATE 2022 General Aptitude

Q.1 – Q.5 Carry ONE mark each.

Q.1	The movie was funny and I _____.
(A)	could help laughing
(B)	couldn't help laughed
(C)	couldn't help laughing
(D)	could helped laughed

Q.2	$x : y : z = \frac{6}{5} : \frac{2}{3} : \frac{1}{4}$ What is the value of $\frac{(x + y)z}{x}$?
(A)	0.75
(B)	1.25
(C)	2.25
(D)	3.25

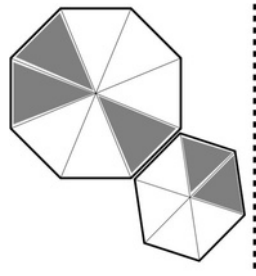
GATE 2022 (CE Set-2) Civil Engineering

Q.3	<p>Both the numerator and the denominator of $\frac{Q}{Q}$ are increased by a positive integer, x, and those of $\frac{Q}{Q}$ are decreased by the same integer. This operation results in the same value for both the fractions.</p> <p>What is the value of x?</p>
(A)	1
(B)	2
(C)	3
(D)	4

Q.4	<p>A survey of 450 students about their subjects of interest resulted in the following outcome.</p> <ul style="list-style-type: none"> □ 150 students are interested in Mathematics. □ 200 students are interested in Physics. □ 175 students are interested in Chemistry. □ 50 students are interested in Mathematics and Physics. □ 60 students are interested in Physics and Chemistry. □ 40 students are interested in Mathematics and Chemistry. □ 30 students are interested in Mathematics, Physics and Chemistry. □ Remaining students are interested in Humanities. <p>Based on the above information, the number of students interested in Humanities is</p>
(A)	10
(B)	30
(C)	40
(D)	45

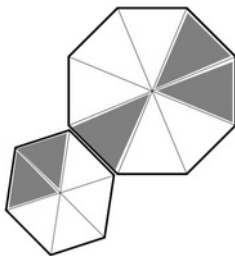
GATE 2022 (CE Set-2) Civil Engineering

Q.5

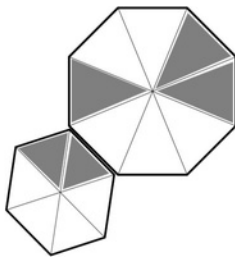


For the picture shown above, which one of the following is the correct picture representing reflection with respect to the mirror shown as the dotted line?

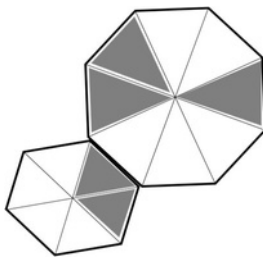
(A)



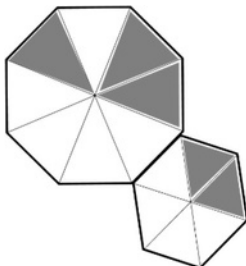
(B)



(C)



(D)



Q. 6 – Q. 10 Carry TWO marks each.

Q.6	<p>In the last few years, several new shopping malls were opened in the city. The total number of visitors in the malls is impressive. However, the total revenue generated through sales in the shops in these malls is generally low.</p> <p>Which one of the following is the CORRECT logical inference based on the information in the above passage?</p>
(A)	Fewer people are visiting the malls but spending more
(B)	More people are visiting the malls but not spending enough
(C)	More people are visiting the malls and spending more
(D)	Fewer people are visiting the malls and not spending enough

Q.7	<p>In a partnership business the monthly investment by three friends for the first six months is in the ratio 3:4:5. After six months, they had to increase their monthly investments by 10%, 15% and 20%, respectively, of their initial monthly investment. The new investment ratio was kept constant for the next six months.</p> <p>What is the ratio of their shares in the total profit (in the same order) at the end of the year such that the share is proportional to their individual total investment over the year?</p>
(A)	22 : 23 : 24
(B)	22 : 33 : 50
(C)	33 : 46 : 60
(D)	63 : 86 : 110

Q.8	<p>Consider the following equations of straight lines:</p> <p>Line L1: $2x - 3y = 5$</p> <p>Line L2: $3x + 2y = 8$</p> <p>Line L3: $4x - 6y = 5$</p> <p>Line L4: $6x - 9y = 6$</p> <p>Which one among the following is the correct statement?</p>
(A)	L1 is parallel to L2 and L1 is perpendicular to L3
(B)	L2 is parallel to L4 and L2 is perpendicular to L1
(C)	L3 is perpendicular to L4 and L3 is parallel to L2
(D)	L4 is perpendicular to L2 and L4 is parallel to L3

Q.9	<p>Given below are two statements and four conclusions drawn based on the statements.</p> <p>Statement 1: Some soaps are clean.</p> <p>Statement 2: All clean objects are wet.</p> <p>Conclusion I: Some clean objects are soaps.</p> <p>Conclusion II: No clean object is a soap.</p> <p>Conclusion III: Some wet objects are soaps.</p> <p>Conclusion IV: All wet objects are soaps.</p> <p>Which one of the following options can be logically inferred?</p>
(A)	Only conclusion I is correct
(B)	Either conclusion I or conclusion II is correct
(C)	Either conclusion III or conclusion IV is correct
(D)	Only conclusion I and conclusion III are correct

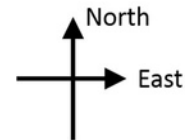
GATE 2022 (CE Set-2) Civil Engineering

Q.10 An ant walks in a straight line on a plane leaving behind a trace of its movement. The initial position of the ant is at point P facing east.

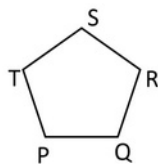
The ant first turns 72° anticlockwise at P, and then does the following two steps in sequence exactly FIVE times before halting.

1. moves forward for 10 cm.
2. turns 144° clockwise.

The pattern made by the trace left behind by the ant is

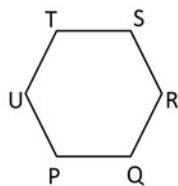


(A)



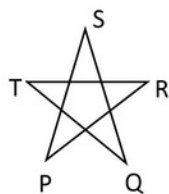
$$PQ = QR = RS = ST = TP = 10 \text{ cm}$$

(B)



$$PQ = QR = RS = ST = TU = UP = 10 \text{ cm}$$

(C)



$$SQ = QT = TR = RP = PS = 10 \text{ cm}$$

(D)



$$SW = WR = RP = PT = TQ = QU = US = 10 \text{ cm}$$

GATE 2022 (CE Set-2) Civil Engineering

Q.11 - 35 Carry ONE mark each.

Q.11	<p>The function $f(x, y)$ satisfies the Laplace equation</p> $\nabla^2 f(x, y) = 0$ <p>on a circular domain of radius $r=1$ with its center at point P with coordinates $x=0, y=0$. The value of this function on the circular boundary of this domain is equal to 3.</p> <p>The numerical value of $f(0,0)$ is:</p>
(A)	0
(B)	2
(C)	3
(D)	1

GATE 2022 (CE Set-2) Civil Engineering

Q.12	$\int \left(\frac{1}{x} + \frac{2}{x^2} + \frac{3}{x^3} + \frac{4}{x^4} \right) dx$ is equal to
(A)	$\frac{1}{x} + \text{Constant}$
(B)	$\frac{1}{x^2} + \text{Constant}$
(C)	$-\frac{1}{x} + \text{Constant}$
(D)	$-\frac{1}{x^2} + \text{Constant}$
	<input type="checkbox"/>
Q.13	<p>For a linear elastic and isotropic material, the correct relationship among Young's modulus of elasticity (E), Poisson's ratio (μ), and shear modulus (G) is</p>
(A)	$G = \frac{E}{2(1+\mu)}$
(B)	$G = \frac{E}{(1+2\mu)}$
(C)	$E = \frac{G}{2(1+\mu)}$
(D)	$E = \frac{G}{(1+2\mu)}$

GATE 2022 (CE Set-2) Civil Engineering

Q.14	<p>Read the following statements relating to flexure of reinforced concrete beams:</p> <p>I. In over-reinforced sections, the failure strain in concrete reaches earlier than the yield strain in steel.</p> <p>II. In under-reinforced sections, steel reaches yielding at a load lower than the load at which the concrete reaches failure strain.</p> <p>III. Over-reinforced beams are recommended in practice as compared to the under-reinforced beams.</p> <p>IV. In balanced sections, the concrete reaches failure strain earlier than the yield strain in tensile steel.</p> <p>Each of the above statements is either True or False.</p> <p>Which one of the following combinations is correct?</p>
(A)	I (True), II (True), III (False), IV (False)
(B)	I (True), II (True), III (False), IV (True)
(C)	I (False), II (False), III (True), IV (False)
(D)	I (False), II (True), III (True), IV (False)

GATE 2022 (CE Set-2) Civil Engineering

Q.15

Match all the possible combinations between Column X (Cement compounds) and Column Y (Cement properties) :

Column X	Column Y
(i) C3S	(P) Early age strength
(ii) C2S	(Q) Later age strength
(iii) C3A	(R) Flash setting
	(S) Highest heat of hydration
	(T) Lowest heat of hydration

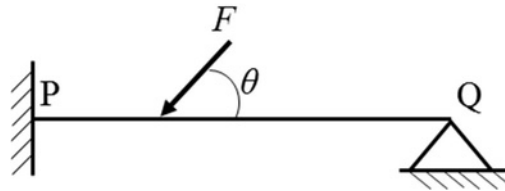
Which one of the following combinations is correct?

- (A) (i) - (P), (ii) - (Q) and (T), (iii) - (R) and (S)
- (B) (i) - (Q) and (T), (ii) - (P) and (S), (iii) - (R)
- (C) (i) - (P), (ii) - (Q) and (R), (iii) - (T)
- (D) (i) - (T), (ii) - (S), (iii) - (P) and (Q)

GATE 2022 (CE Set-2) Civil Engineering

Q.16

Consider a beam PQ fixed at P, hinged at Q, and subjected to a load F as shown in figure (not drawn to scale). The static and kinematic degrees of indeterminacy, respectively, are



(A)

2 and 1

(B)

2 and 0

(C)

1 and 2

(D)

2 and 2

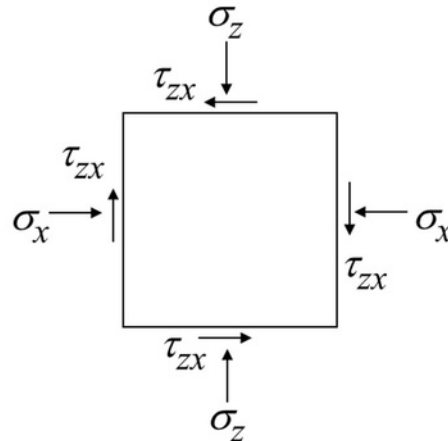
GATE 2022 (CE Set-2) Civil Engineering

Q.17	<p>Read the following statements:</p> <p>(P) While designing a shallow footing in sandy soil, monsoon season is considered for critical design in terms of bearing capacity.</p> <p>(Q) For slope stability of an earthen dam, sudden drawdown is never a critical condition.</p> <p>(R) In a sandy sea beach, quicksand condition can arise only if the critical hydraulic gradient exceeds the existing hydraulic gradient.</p> <p>(S) The active earth thrust on a rigid retaining wall supporting homogeneous cohesionless backfill will reduce with the lowering of water table in the backfill.</p> <p>Which one of the following combinations is correct?</p>
(A)	(P)-True, (Q)-False, (R)-False, (S)-False
(B)	(P)-False, (Q)-True, (R)-True, (S)-True
(C)	(P)-True, (Q)-False, (R)-True, (S)-True
(D)	(P)-False, (Q)-True, (R)-False, (S)-False

GATE 2022 (CE Set-2) Civil Engineering

Q.18

Stresses acting on an infinitesimal soil element are shown in the figure (with $\sigma_z > \sigma_x$). The major and minor principal stresses are σ_1 and σ_2 , respectively. Considering the compressive stresses as positive, which one of the following expressions correctly represents the angle between the major principal stress plane and the horizontal plane?



(A)

$$\tan \theta = \frac{1 + \frac{\sigma_z}{\sigma_x}}{1 - \frac{\sigma_z}{\sigma_x}}$$

(B)

$$\tan \theta = \frac{1 + \frac{\sigma_z}{\sigma_x}}{3 - \frac{\sigma_z}{\sigma_x}}$$

(C)

$$\tan \theta = \frac{1 + \frac{\sigma_z}{\sigma_x}}{1 - \frac{\sigma_z}{\sigma_x}}$$

(D)

$$\tan \theta = \frac{1 + \frac{\sigma_z}{\sigma_x}}{1 - \frac{\sigma_z}{3\sigma_x}}$$

GATE 2022 (CE Set-2) Civil Engineering

Q.19

Match Column X with Column Y :

Column X	Column Y
(P) Horton equation	(I) Design of alluvial channel
(Q) Penman method	(II) Maximum flood discharge
(R) Chezy's formula	(III) Evapotranspiration
(S) Lacey's theory	(IV) Infiltration
(T) Dicken's formula	(V) Flow velocity

Which one of the following combinations is correct?

- (A) (P)-(IV), (Q)-(III), (R)-(V), (S)-(I), (T)-(II)
- (B) (P)-(III), (Q)-(IV), (R)-(V), (S)-(I), (T)-(II)
- (C) (P)-(IV), (Q)-(III), (R)-(II), (S)-(I), (T)-(V)
- (D) (P)-(III), (Q)-(IV), (R)-(I), (S)-(V), (T)-(II)

GATE 2022 (CE Set-2) Civil Engineering

Q.20	In a certain month, the reference crop evapotranspiration at a location is 6 mm/day. If the crop coefficient and soil coefficient are 1.2 and 0.8, respectively, the actual evapotranspiration in mm/day is
(A)	5.76
(B)	7.20
(C)	6.80
(D)	8.00
Q.21	The dimension of dynamic viscosity is:
(A)	$M L^{-1} T^{-1}$
(B)	$M L^{-1} T^{-2}$
(C)	$M L^{-2} T^{-2}$
(D)	$M L^0 T^{-1}$

GATE 2022 (CE Set-2) Civil Engineering

Q.22	A process equipment emits 5 kg/h of volatile organic compounds (VOCs). If a hood placed over the process equipment captures 95% of the VOCs, then the fugitive emission in kg/h is
(A)	0.25
(B)	4.75
(C)	2.50
(D)	0.48

GATE 2022 (CE Set-2) Civil Engineering

Q.23	<p>Match the following attributes of a city with the appropriate scale of measurements.</p> <table border="1" data-bbox="427 331 1313 913"> <thead> <tr> <th data-bbox="427 331 1023 465">Attribute</th><th data-bbox="1023 331 1313 465">Scale of measurement</th></tr> </thead> <tbody> <tr> <td data-bbox="427 465 1023 566">(P) Average temperature ($^{\circ}\text{C}$) of a city</td><td data-bbox="1023 465 1313 566">(I) Interval</td></tr> <tr> <td data-bbox="427 566 1023 667">(Q) Name of a city</td><td data-bbox="1023 566 1313 667">(II) Ordinal</td></tr> <tr> <td data-bbox="427 667 1023 768">(R) Population density of a city</td><td data-bbox="1023 667 1313 768">(III) Nominal</td></tr> <tr> <td data-bbox="427 768 1023 913">(S) Ranking of a city based on ease of business</td><td data-bbox="1023 768 1313 913">(IV) Ratio</td></tr> </tbody> </table> <p>Which one of the following combinations is correct?</p>	Attribute	Scale of measurement	(P) Average temperature ($^{\circ}\text{C}$) of a city	(I) Interval	(Q) Name of a city	(II) Ordinal	(R) Population density of a city	(III) Nominal	(S) Ranking of a city based on ease of business	(IV) Ratio
Attribute	Scale of measurement										
(P) Average temperature ($^{\circ}\text{C}$) of a city	(I) Interval										
(Q) Name of a city	(II) Ordinal										
(R) Population density of a city	(III) Nominal										
(S) Ranking of a city based on ease of business	(IV) Ratio										
(A)	(P)-(I), (Q)-(III), (R)-(IV), (S)-(II)										
(B)	(P)-(II), (Q)-(I), (R)-(IV), (S)-(III)										
(C)	(P)-(II), (Q)-(III), (R)-(IV), (S)-(I)										
(D)	(P)-(I), (Q)-(II), (R)-(III), (S)-(IV)										

GATE 2022 (CE Set-2) Civil Engineering

Q.24	If the magnetic bearing of the Sun at a place at noon is $S 2^\circ E$, the magnetic declination (in degrees) at that place is
(A)	$2^\circ E$
(B)	$2^\circ W$
(C)	$4^\circ E$
(D)	$4^\circ W$
Q.25	P and Q are two square matrices of the same order. Which of the following statement(s) is/are correct?
(A)	If P and Q are invertible, then $(PQ)^{-1} = Q^{-1}P^{-1}$
(B)	If P and Q are invertible, then $(QP)^{-1} = P^{-1}Q^{-1}$
(C)	If P and Q are invertible, then $(PQ)^{-1} = P^{-1}Q^{-1}$
(D)	If P and Q are not invertible, then $(PQ)^{-1} = Q^{-1}P^{-1}$

GATE 2022 (CE Set-2) Civil Engineering

Q.26	In a solid waste handling facility, the moisture contents (MC) of food waste, paper waste, and glass waste were found to be MC_f , MC_p , and MC_g , respectively. Similarly, the energy contents (EC) of plastic waste, food waste, and glass waste were found to be EC_{pp} , EC_f , and EC_g , respectively. Which of the following statement(s) is/are correct?
(A)	$MC_f > MC_p > MC_g$
(B)	$EC_{pp} > EC_f > EC_g$
(C)	$MC_f < MC_p < MC_g$
(D)	$EC_{pp} < EC_f < EC_g$
Q.27	To design an optimum municipal solid waste collection route, which of the following is/are NOT desired:
(A)	Collection vehicle should not travel twice down the same street in a day.
(B)	Waste collection on congested roads should not occur during rush hours in morning or evening.
(C)	Collection should occur in the uphill direction.
(D)	The last collection point on a route should be as close as possible to the waste disposal facility.

GATE 2022 (CE Set-2) Civil Engineering

Q.28	<p>For a traffic stream, v is the space mean speed, k is the density, q is the flow, v_f is the free flow speed, and k_j is the jam density. Assume that the speed decreases linearly with density.</p> <p>Which of the following relation(s) is/are correct?</p>
(A)	$q = k v_f \left(1 - \frac{k}{k_j} \right)$
(B)	$q = v_f k \left(1 - \frac{k}{k_j} \right)$
(C)	$q = v_f v \left(1 - \frac{k}{k_j} \right)$
(D)	$q = k v \left(1 - \frac{k}{k_j} \right)$
Q.29	<p>The error in measuring the radius of a 5 cm circular rod was 0.2%. If the cross-sectional area of the rod was calculated using this measurement, then the resulting absolute percentage error in the computed area is _____. (round off to two decimal places)</p>
Q.30	<p>The components of pure shear strain in a sheared material are given in the matrix form:</p> $\varepsilon = \begin{bmatrix} 1 & 1 \\ 1 & 1 \end{bmatrix}$ <p>Here, $\text{Trace}(\varepsilon) = P$ and $Q = \text{Trace}(\varepsilon^2)$.</p> <p>The numerical value of $(P+Q)$ is _____. (in integer)</p>

GATE 2022 (CE Set-2) Civil Engineering

Q.31	<p>The inside diameter of a sampler tube is 50 mm. The inside diameter of the cutting edge is kept such that the Inside Clearance Ratio (ICR) is 1.0 % to minimize the friction on the sample as the sampler tube enters into the soil.</p> <p>The inside diameter (in mm) of the cutting edge is _____. (round off to two decimal places)</p>
Q.32	<p>A concentrically loaded isolated square footing of size 2 m × 2 m carries a concentrated vertical load of 1000 kN. Considering Boussinesq's theory of stress distribution, the maximum depth (in m) of the pressure bulb corresponding to 10 % of the vertical load intensity will be _____. (round off to two decimal places)</p>
Q.33	<p>In a triaxial unconsolidated undrained (UU) test on a saturated clay sample, the cell pressure was 100 kPa. If the deviatoric stress at failure was 150 kPa, then the undrained shear strength of the soil is _____ kPa. (in integer)</p>
Q.34	<p>A flood control structure having an expected life of n years is designed by considering a flood of return period T years. When $T = n$, and $n \rightarrow \infty$, the structure's hydrologic risk of failure in percentage is _____. (round off to one decimal place)</p>
Q.35	<p>The base length of the runway at the mean sea level (MSL) is 1500 m. If the runway is located at an altitude of 300 m above the MSL, the actual length (in m) of the runway to be provided is _____. (round off to the nearest integer)</p>

GATE 2022 (CE Set-2) Civil Engineering

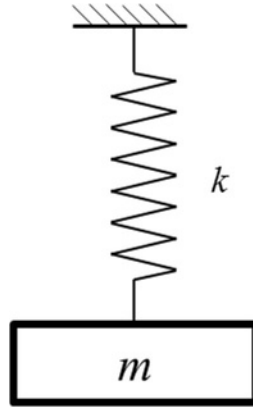
Q. 36 - 65 Carry TWO marks each.

Q.36	<p>Consider the polynomial $f(x) = x^3 - 6x^2 + 11x - 6$ on the domain S given by $1 \leq x \leq 3$. The first and second derivatives are $f'(x)$ and $f''(x)$. Consider the following statements:</p> <p>I. The given polynomial is zero at the boundary points $x=1$ and $x=3$.</p> <p>II. There exists one local maxima of $f(x)$ within the domain S.</p> <p>III. The second derivative $f''(x) > 0$ throughout the domain S.</p> <p>IV. There exists one local minima of $f(x)$ within the domain S.</p> <p>The correct option is:</p>
(A)	Only statements I, II and III are correct.
(B)	Only statements I, II and IV are correct.
(C)	Only statements I and IV are correct.
(D)	Only statements II and IV are correct.

GATE 2022 (CE Set-2) Civil Engineering

Q.37

An undamped spring-mass system with mass m and spring stiffness k is shown in the figure. The natural frequency and natural period of this system are ω rad/s and T s, respectively. If the stiffness of the spring is doubled and the mass is halved, then the natural frequency and the natural period of the modified system, respectively, are



(A) 2ω rad/s and $T/2$ s

(B) $\omega/2$ rad/s and $2T$ s

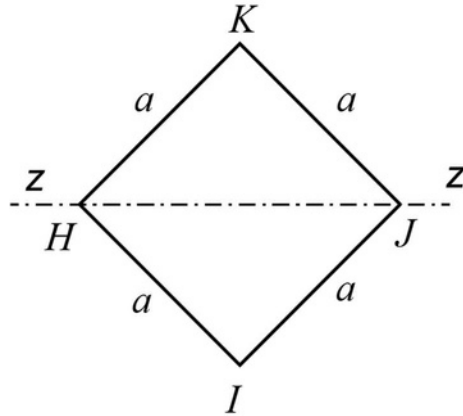
(C) 4ω rad/s and $T/4$ s

(D) ω rad/s and T s

GATE 2022 (CE Set-2) Civil Engineering

Q.38

For the square steel beam cross-section shown in the figure, the shape factor about $z-z$ axis is S and the plastic moment capacity is M_p . Consider yield stress $f_y = 250$ MPa and $a = 100$ mm.



The values of S and M_p (rounded-off to one decimal place) are

- (A) $S = 2.0, M_p = 58.9$ kN-m
- (B) $S = 2.0, M_p = 100.2$ kN-m
- (C) $S = 1.5, M_p = 58.9$ kN-m
- (D) $S = 1.5, M_p = 100.2$ kN-m

GATE 2022 (CE Set-2) Civil Engineering

Q.39	A post-tensioned concrete member of span 15 m and cross-section of 450 mm \times 450 mm is prestressed with three steel tendons, each of cross-sectional area 200 mm ² . The tendons are tensioned one after another to a stress of 1500 MPa. All the tendons are straight and located at 125 mm from the bottom of the member. Assume the prestress to be the same in all tendons and the modular ratio to be 6. The average loss of prestress, due to elastic deformation of concrete, considering all three tendons is
(A)	14.16 MPa
(B)	7.08 MPa
(C)	28.32 MPa
(D)	42.48 MPa

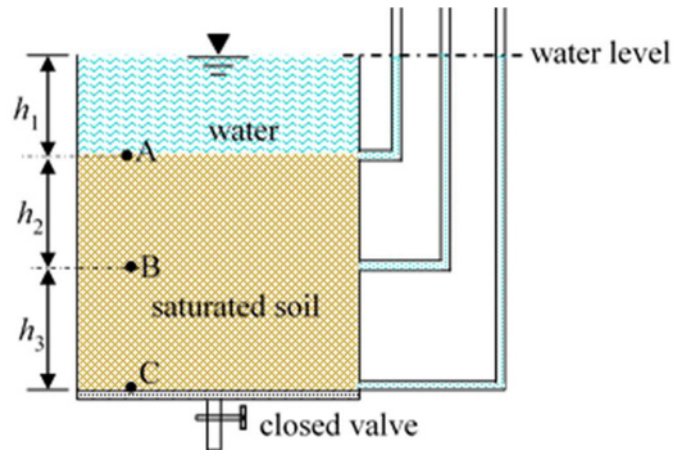
GATE 2022 (CE Set-2) Civil Engineering

Q.40	<p>Match the following in Column X with Column Y:</p> <table border="1" data-bbox="352 293 1386 1048"> <thead> <tr> <th data-bbox="352 293 1102 371">Column X</th><th data-bbox="1102 293 1386 371">Column Y</th></tr> </thead> <tbody> <tr> <td data-bbox="352 371 1102 517">(P) In a triaxial compression test, with increase of axial strain in loose sand under drained shear condition, the volumetric strain</td><td data-bbox="1102 371 1386 517">(I) decreases.</td></tr> <tr> <td data-bbox="352 517 1102 663">(Q) In a triaxial compression test, with increase of axial strain in loose sand under undrained shear condition, the excess pore water pressure</td><td data-bbox="1102 517 1386 663">(II) increases.</td></tr> <tr> <td data-bbox="352 663 1102 763">(R) In a triaxial compression test, the pore pressure parameter "B" for a saturated soil</td><td data-bbox="1102 663 1386 763">(III) remains same.</td></tr> <tr> <td data-bbox="352 763 1102 909">(S) For shallow strip footing in pure saturated clay, Terzaghi's bearing capacity factor (N_q) due to surcharge</td><td data-bbox="1102 763 1386 909">(IV) is always 0.0.</td></tr> <tr> <td data-bbox="352 909 1102 976"></td><td data-bbox="1102 909 1386 976">(V) is always 1.0.</td></tr> <tr> <td data-bbox="352 976 1102 1048"></td><td data-bbox="1102 976 1386 1048">(VI) is always 0.5.</td></tr> </tbody> </table> <p>Which one of the following combinations is correct?</p>	Column X	Column Y	(P) In a triaxial compression test, with increase of axial strain in loose sand under drained shear condition, the volumetric strain	(I) decreases.	(Q) In a triaxial compression test, with increase of axial strain in loose sand under undrained shear condition, the excess pore water pressure	(II) increases.	(R) In a triaxial compression test, the pore pressure parameter "B" for a saturated soil	(III) remains same.	(S) For shallow strip footing in pure saturated clay, Terzaghi's bearing capacity factor (N_q) due to surcharge	(IV) is always 0.0.		(V) is always 1.0.		(VI) is always 0.5.
Column X	Column Y														
(P) In a triaxial compression test, with increase of axial strain in loose sand under drained shear condition, the volumetric strain	(I) decreases.														
(Q) In a triaxial compression test, with increase of axial strain in loose sand under undrained shear condition, the excess pore water pressure	(II) increases.														
(R) In a triaxial compression test, the pore pressure parameter "B" for a saturated soil	(III) remains same.														
(S) For shallow strip footing in pure saturated clay, Terzaghi's bearing capacity factor (N_q) due to surcharge	(IV) is always 0.0.														
	(V) is always 1.0.														
	(VI) is always 0.5.														
(A)	(P)-(I), (Q)-(II), (R)-(V), (S)-(V)														
(B)	(P)-(II), (Q)-(I), (R)-(IV), (S)-(V)														
(C)	(P)-(I), (Q)-(III), (R)-(VI), (S)-(IV)														
(D)	(P)-(I), (Q)-(II), (R)-(V), (S)-(VI)														

GATE 2022 (CE Set-2) Civil Engineering

Q.41

A soil sample is underlying a water column of height h_1 , as shown in the figure. The vertical effective stresses at points A, B, and C are σ_A , σ_B , and σ_C , respectively. Let γ_{sat} and γ_{sub} be the saturated and submerged unit weights of the soil sample, respectively, and γ_w be the unit weight of water. Which one of the following expressions correctly represents the sum $(\sigma_A + \sigma_B + \sigma_C)$?



(A)

$$(2h_1 + h_2)\gamma_w$$

(B)

$$(h_1 + h_2 + h_3)\gamma_w$$

(C)

$$(h_1 + h_2)(\gamma_{sat} - \gamma_w)$$

(D)

$$(h_1 + h_2 + h_3)\gamma_w$$

GATE 2022 (CE Set-2) Civil Engineering

Q.42	A 100 mg of HNO_3 (strong acid) is added to water, bringing the final volume to 1.0 liter. Consider the atomic weights of H, N, and O, as 1 g/mol, 14 g/mol, and 16 g/mol, respectively. The final pH of this water is (Ignore the dissociation of water.)
(A)	2.8
(B)	6.5
(C)	3.8
(D)	8.5
Q.43	<p>In a city, the chemical formula of biodegradable fraction of municipal solid waste (MSW) is $\text{C}_{100}\text{H}_{250}\text{O}_{80}\text{N}$. The waste has to be treated by forced-aeration composting process for which air requirement has to be estimated.</p> <p>Assume oxygen in air (by weight) = 23 %, and density of air = 1.3 kg/m³. Atomic mass: C = 12, H = 1, O = 16, N = 14.</p> <p>C and H are oxidized completely whereas N is converted only into NH_3 during oxidation.</p> <p>For oxidative degradation of 1 tonne of the waste, the required theoretical volume of air (in m³/tonne) will be (round off to the nearest integer)</p>
(A)	4749
(B)	8025
(C)	1418
(D)	1092

GATE 2022 (CE Set-2) Civil Engineering

Q.44	A single-lane highway has a traffic density of 40 vehicles/km. If the time-mean speed and space-mean speed are 40 kmph and 30 kmph, respectively, the average headway (in seconds) between the vehicles is
(A)	3.00
(B)	2.25
(C)	8.33×10^{-4}
(D)	6.25×10^{-4}
Q.45	Let \mathbf{y} be a non-zero vector of size 2022×1 . Which of the following statement(s) is/are TRUE?
(A)	$\mathbf{y} \mathbf{y}^T$ is a symmetric matrix.
(B)	$\mathbf{y}^T \mathbf{y}$ is an eigenvalue of $\mathbf{y} \mathbf{y}^T$.
(C)	$\mathbf{y} \mathbf{y}^T$ has a rank of 2022.
(D)	$\mathbf{y} \mathbf{y}^T$ is invertible.

GATE 2022 (CE Set-2) Civil Engineering

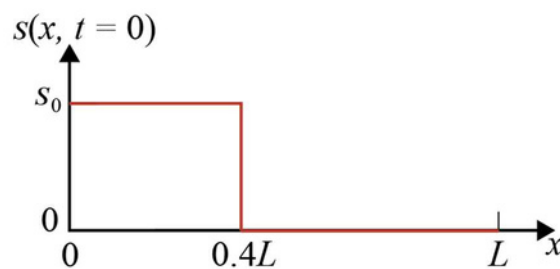
Q.46	Which of the following statement(s) is/are correct?
(A)	If a linearly elastic structure is subjected to a set of loads, the partial derivative of the total strain energy with respect to the deflection at any point is equal to the load applied at that point.
(B)	If a linearly elastic structure is subjected to a set of loads, the partial derivative of the total strain energy with respect to the load at any point is equal to the deflection at that point.
(C)	If a structure is acted upon by two force system P_a and P_b , in equilibrium separately, the external virtual work done by a system of forces P_b during the deformations caused by another system of forces P_a is equal to the external virtual work done by the P_a system during the deformation caused by the P_b system.
(D)	The shear force in a conjugate beam loaded by the M/EI diagram of the real beam is equal to the corresponding deflection of the real beam.
Q.47	Water is flowing in a horizontal, frictionless, rectangular channel. A smooth hump is built on the channel floor at a section and its height is gradually increased. The depth of water at this section is y_2 and that at its upstream section is y_1 . The correct statement(s) for the choked and unchoked conditions in the channel is/are
(A)	In choked condition, y_1 decreases if the flow is supercritical and increases if the flow is subcritical.
(B)	In choked condition, y_2 is equal to the critical depth if the flow is supercritical or subcritical.
(C)	In unchoked condition, y_1 remains unaffected when the flow is supercritical or subcritical.
(D)	In choked condition, y_1 increases if the flow is supercritical and decreases if the flow is subcritical.

Q.48

The concentration $s(x, t)$ of pollutants in a one-dimensional reservoir at position x and time t satisfies the diffusion equation

$$\frac{\partial s(x, t)}{\partial t} = D \frac{\partial^2 s(x, t)}{\partial x^2}$$

on the domain $0 \leq x \leq L$, where D is the diffusion coefficient of the pollutants. The initial condition $s(x, 0)$ is defined by the step-function shown in the figure.



The boundary conditions of the problem are given by $s(0, t) = s(L, t) = 0$ at the boundary points $x=0$ and $x=L$ at all times. Consider $D=0.1 \text{ m}^2/\text{s}$, $s_0 = 10 \text{ } \mu\text{mol}/\text{m}$, and $L=10 \text{ m}$.

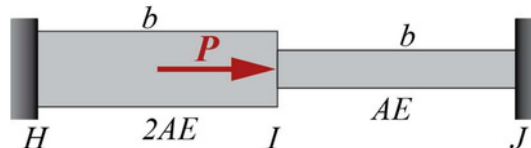
The steady-state concentration $s(x, \infty)$ at the center $x = \frac{L}{2}$ of the reservoir (in $\mu\text{mol}/\text{m}$) is _____. (in integer)

Q.49

A pair of six-faced dice is rolled thrice. The probability that the sum of the outcomes in each roll equals 4 in exactly two of the three attempts is _____. (round off to three decimal places)

Q.50

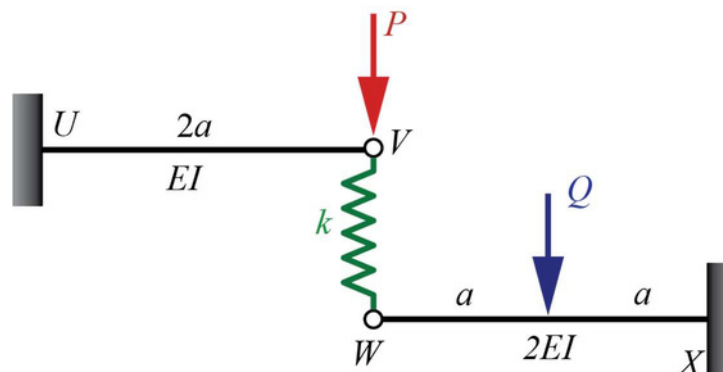
Consider two linearly elastic rods HI and IJ, each of length b , as shown in the figure. The rods are co-linear, and confined between two fixed supports at H and J. Both the rods are initially stress free. The coefficient of linear thermal expansion is α for both the rods. The temperature of the rod IJ is raised by ΔT , whereas the temperature of rod HI remains unchanged. An external horizontal force P is now applied at node I. It is given that $\alpha = 10^{-6} \text{ } ^\circ\text{C}^{-1}$, $\Delta T = 50 \text{ } ^\circ\text{C}$, $b = 2 \text{ m}$, $AE = 106 \text{ N}$. The axial rigidities of the rods HI and IJ are $2AE$ and AE , respectively.



To make the axial force in rod HI equal to zero, the value of the external force P (in N) is _____. (round off to the nearest integer)

Q.51

The linearly elastic planar structure shown in the figure is acted upon by two vertical concentrated forces. The horizontal beams UV and WX are connected with the help of the vertical linear spring with spring constant $k = 20 \text{ kN/m}$. The fixed supports are provided at U and X. It is given that flexural rigidity $EI = 105 \text{ kN-m}^2$, $P = 100 \text{ kN}$, and $a = 5 \text{ m}$. Force Q is applied at the center of beam WX such that the force in the spring VW becomes zero.

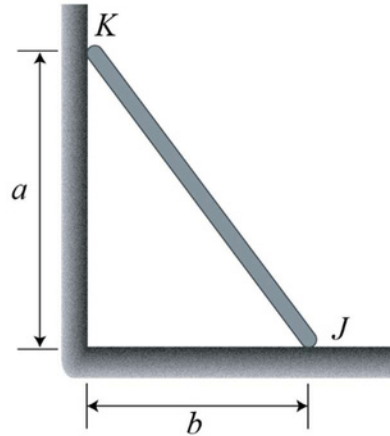


The magnitude of force Q (in kN) is _____. (round off to the nearest integer)

GATE 2022 (CE Set-2) Civil Engineering

Q.52

A uniform rod KJ of weight w shown in the figure rests against a frictionless vertical wall at the point K and a rough horizontal surface at point J. It is given that $w = 10 \text{ kN}$, $a = 4 \text{ m}$ and $b = 3 \text{ m}$.



The minimum coefficient of static friction that is required at the point J to hold the rod in equilibrium is _____. (round off to three decimal places)

Q.53

The activities of a project are given in the following table along with their durations and dependency.

Activities	Duration (days)	Depends on
A	10	-
B	12	-
C	5	A
D	14	B
E	10	B, C

The total float of the activity E (in days) is _____. (in integer)

GATE 2022 (CE Set-2) Civil Engineering

Q.54

A group of total 16 piles are arranged in a square grid format. The center-to-center spacing (s) between adjacent piles is 3 m. The diameter (d) and length of embedment of each pile are 1 m and 20 m, respectively. The design capacity of each pile is 1000 kN in the vertical downward direction. The pile group efficiency (η_g) is given by

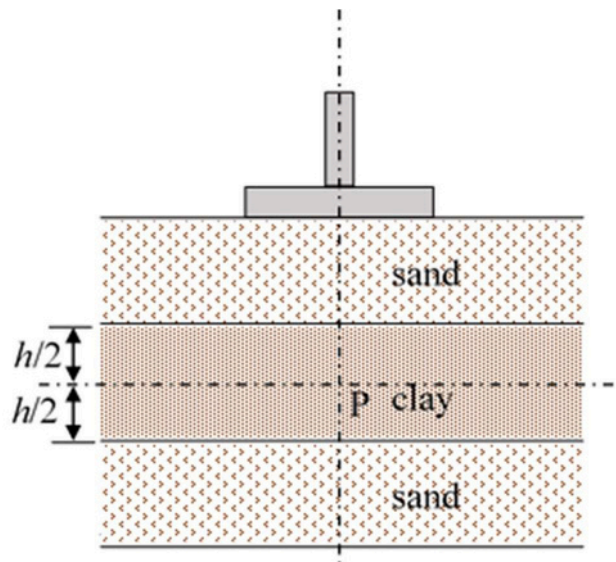
$$\eta_g = 1 - \frac{\theta}{90} \frac{(n-1)m + (m-1)n}{mn}$$

where m and n are number of rows and columns in the plan grid of pile arrangement, and $\theta = \tan^{-1} \frac{2.5 \pi d}{l}$.

The design value of the pile group capacity (in kN) in the vertical downward direction is _____. (round off to the nearest integer)

Q.55

A saturated compressible clay layer of thickness h is sandwiched between two sand layers, as shown in the figure. Initially, the total vertical stress and pore water pressure at point P, which is located at the mid-depth of the clay layer, were 150 kPa and 25 kPa, respectively. Construction of a building caused an additional total vertical stress of 100 kPa at P. When the vertical effective stress at P is 175 kPa, the percentage of consolidation in the clay layer at P is _____. (in integer)



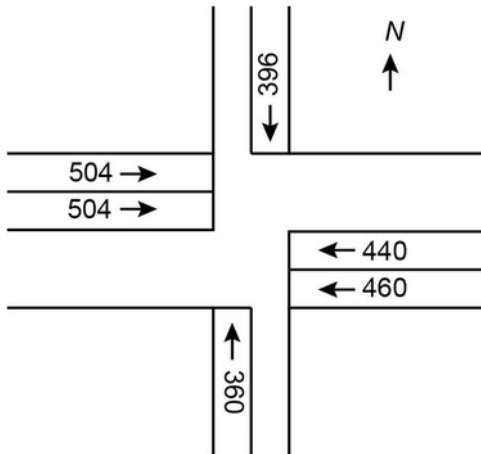
GATE 2022 (CE Set-2) Civil Engineering

Q.56	<p>A hydraulic jump takes place in a 6 m wide rectangular channel at a point where the upstream depth is 0.5 m (just before the jump). If the discharge in the channel is 30 m³/s and the energy loss in the jump is 1.6 m, then the Froude number computed at the end of the jump is _____. (round off to two decimal places)</p> <p>(Consider the acceleration due to gravity as 10 m/s².)</p>
Q.57	<p>A pump with an efficiency of 80% is used to draw groundwater from a well for irrigating a flat field of area 108 hectares. The base period and delta for paddy crop on this field are 120 days and 144 cm, respectively. Water application efficiency in the field is 80%. The lowest level of water in the well is 10 m below the ground. The minimum required horse power (h.p.) of the pump is _____. (round off to two decimal places)</p> <p>(Consider 1 h.p. = 746 W; unit weight of water = 9810 N/m³)</p>
Q.58	<p>Two discrete spherical particles (P and Q) of equal mass density are independently released in water. Particle P and particle Q have diameters of 0.5 mm and 1.0 mm, respectively. Assume Stokes' law is valid.</p> <p>The drag force on particle Q will be _____ times the drag force on particle P. (round off to the nearest integer)</p>
Q.59	<p>At a municipal waste handling facility, 30 metric ton mixture of food waste, yard waste, and paper waste was available. The moisture content of this mixture was found to be 10%. The ideal moisture content for composting this mixture is 50%. The amount of water to be added to this mixture to bring its moisture content to the ideal condition is _____ metric ton. (in integer)</p>

GATE 2022 (CE Set-2) Civil Engineering

Q.60	<p>A sewage treatment plant receives sewage at a flow rate of 5000 m³/day. The total suspended solids (TSS) concentration in the sewage at the inlet of primary clarifier is 200 mg/L. After the primary treatment, the TSS concentration in sewage is reduced by 60 %. The sludge from the primary clarifier contains 2 % solids concentration. Subsequently, the sludge is subjected to gravity thickening process to achieve a solids concentration of 6 %. Assume that the density of sludge, before and after thickening, is 1000 kg/m³.</p> <p>The daily volume of the thickened sludge (in m³/day) will be _____. (round off to the nearest integer)</p>		
Q.61	<p>A sample of air analyzed at 25 °C and 1 atm pressure is reported to contain 0.04 ppm of SO₂. Atomic mass of S = 32, O = 16.</p> <p>The equivalent SO₂ concentration (in µg/m³) will be _____. (round off to the nearest integer)</p>		
Q.62	<p>A parabolic vertical crest curve connects two road segments with grades +1.0% and -2.0%. If a 200 m stopping sight distance is needed for a driver at a height of 1.2 m to avoid an obstacle of height 0.15 m, then the minimum curve length should be _____ m. (round off to the nearest integer)</p>		
Q.63	<p>Assuming that traffic on a highway obeys the Greenshields model, the speed of a shockwave between two traffic streams (P) and (Q) as shown in the schematic is _____ kmph. (in integer)</p> <div style="text-align: center;"> <p>Direction of traffic →</p> <table border="1" style="margin: auto; border-collapse: collapse;"> <tr> <td style="padding: 10px; text-align: center;"> <p>(P) Flow = 1200 vehicles/hour Speed = 60 kmph</p> </td> <td style="padding: 10px; text-align: center;"> <p>(Q) Flow = 1800 vehicles/hour Speed = 30 kmph</p> </td> </tr> </table> </div>	<p>(P) Flow = 1200 vehicles/hour Speed = 60 kmph</p>	<p>(Q) Flow = 1800 vehicles/hour Speed = 30 kmph</p>
<p>(P) Flow = 1200 vehicles/hour Speed = 60 kmph</p>	<p>(Q) Flow = 1800 vehicles/hour Speed = 30 kmph</p>		

GATE 2022 (CE Set-2) Civil Engineering

<p>Q.64</p>	<p>It is given that an aggregate mix has 260 grams of coarse aggregates and 240 grams of fine aggregates. The specific gravities of the coarse and fine aggregates are 2.6 and 2.4, respectively. The bulk specific gravity of the mix is 2.3.</p> <p>The percentage air voids in the mix is _____. (round off to the nearest integer)</p>
<p>Q.65</p>	<p>The lane configuration with lane volumes in vehicles per hour of a four-arm signalized intersection is shown in the figure. There are only two phases: the first phase is for the East-West and the West-East through movements, and the second phase is for the North-South and the South-North through movements. There are no turning movements. Assume that the saturation flow is 1800 vehicles per hour per lane for each lane and the total lost time for the first and the second phases together is 9 seconds.</p> <div data-bbox="619 927 1102 1379" data-label="Diagram">  </div> <p>The optimum cycle length (in _____ seconds), as per the Webster's method, is _____. (round off to the nearest integer)</p>